




TRAINING COURSE PROGRAM



2024



SUMMARY

SUMMARY 1

OUR TRAINING CENTER

WHO ARE WE ? 3

OUR TRAINING APPROACH 8

OUR TRAINING PROGRAM

KEY POINTS ABOUT OUR TRAINING 12

AN ADAPTED TRAINING PATH 14

OUR EDUCATIONAL METHODS 16

ACCESSIBILITY TO OUR TRAININGS 17

OUR TRAININGS NEAR YOU 18

FUNDING FOR YOUR TRAININGS 20

OUR TRAININGS

EVOLVE TO AGROECOLOGY TO IMPROVE TECHNICAL AND AGRONOMICAL PERFORMANCES 26

INCREASE SOIL FERTILITY - FROM KNOWLEDGE TO IMPLEMENTATION OF AN APPROACH ON THE FARM 33

UNDERSTAND THE PLANT NUTRITION MECHANISMS TO DESIGN HIGH-PERFORMANCE SYSTEMS AT THE FARM LEVEL 39



REDOX POTENTIAL AND PH - UNDERSTAND THEIR INFLUENCE ON THE SOIL-PLANT RELATIONSHIP TO BETTER DEVELOP AGROECOLOGICAL PRACTICES 45

SUCCESS IN COVER CROPS TO IMPROVE AGROECOLOGICAL PERFORMANCE 51








UNDERSTAND AND VALUE THE SOIL ANALYSIS TO INCREASE ITS FERTILITY 57

SOIL ANALYSIS – BECOME INDEPENDENT IN DIAGNOSIS DEVELOPMENT AND AGRONOMIC SOLUTION FORMULATION 64

TAILOR-MADE TRAININGS 71



OUR TRAINING CENTER



WHO ARE WE ?

1. GENERAL INFORMATION

Our **training organization** was **created in 2020**. It is registered with the prefect of the Nouvelle-Aquitaine region **under the number 75400153140**.

We offer **trainings for adults** in the field of **agroecology, agronomy, soil fertility improvement, cover crops and plant nutrition**.

Our training courses are of **short duration** and can be offered both **inter-company** and **intra-company**. They all take place **in person**.

We are also **available to offer our training in training centers**.

TERREOM is currently managed by Raphaël MARTIAL, agricultural engineer of ENITA Bordeaux (now Bordeaux Science Agro).

2. GEOGRAPHICAL LOCATION

Our headquarter is located at **719, avenue du Houga – Appt 305 – 40000 MONT DE MARSAN**.

Geographic coordinates :

N 43°52'53''

W 0°29'8''

There are parking facilities nearby.

For our training courses, we want to get as close as possible to the actors in the field. As such, we choose location close to the participants in our training courses. For each course, the location chosen is mentioned in the program and in the agreement signed between each trainee and the TERREOM training manager.

3. OUR QUALITY CERTIFICATION



Our training center has received a validation from **Datadock under the number 0079997**: we are committed to comply with the quality criteria of the training defined by decree n°2015-790 of 30 June 2015.

This certification allows **non-salaried agricultural workers** to have access to **VIVEA funding**. Currently, we are actively working to obtain the Qualiopi certification that will allow our trainings to have access to the financing arrangements set up by the competence operators (OPCO) or the training funds.

4. FOR SUSTAINABLE FARM PROSPERITY

4 AXES OF REFLECTION

Reconnect Earth and people



Our training center takes its name from the contraction of the word "Earth" and the word "Man" in french. In essence, agriculture is the activity in the world that is most rooted in its territory: historically, products were consumed locally. Today, something produced here is consumed there and vice versa: there is little connection between place of production and place of consumption. At the same time, the number of farms has been constantly decreasing for decades.

That is why we want to **work for the sustainable development of farms, so that our territories find meaning again.**


4. FOR SUSTAINABLE FARM PROSPERITY

For fertile and living soils

Many indigenous peoples around the world worship the earth's nurturing dimension: the Incas and the Mayans, for example, have developed innovative agronomic systems to develop soil fertility.

In essence, **the plant and the soil are closely related**, establishing a constant communication: the plant provides the soil with part of the products of its photosynthesis. In return, the soil provides the plant with the elements it needs for its growth. Current work in agronomy shows how much the **quality and quantity of the harvested products depend on the quality of this relationship**.

In this sense, **developing soil fertility is essential**.



For coherent and profitable systems for the farmer

Today, although the production methods and systems in place generate technical results that are much better than they were a few decades ago, the added value per unit of surface area is low: "it takes a lot to reach economically profitable levels".

In this context, we want to **accompany the agricultural actors to rethink their systems with them and increase their added value**. Through this approach, we hope that these positive effects will help to **restore a system of positive thinking, useful for building a sustainable multi-performing agricultural model**.



4. FOR SUSTAINABLE FARM PROSPERITY

For successful operators involved in their success

In view of the efforts made and the economic benefits they receive, many farmers are now experiencing a loss of meaning and a demotivation of their profession.

However, our experience shows that by carrying out in-depth work on repositioning the farm and the farmers in their day-to-day role, they gradually regain interest. Once the "machine is put back into working order", the operators once again become fully involved in their success.



5. EXPERTISE ON MANY THEMES



**Agronomy and soil
fertility**



**Nutrition and plant
growth**



**Cover crops and
agroecology**



**Redox potential, pH and
their influence on the
plant and the soil**



**System performance
analysis**



**Systems transition to
multi-performance**



**Implementation of
agronomically efficient
and coherent systems**



Other related topics

6. OUR STRENGTHS



EXPERIENCE

Over 20 years of experience in agriculture



SKILLS

Expertise in agronomy, soil fertility, system optimisation and economic performance improvement



INNOVATION

Training topics offering a new vision of agriculture to evolve towards multiperformance and agroecology



PROXIMITY

We organize trainings near your farm

7. OUR TRAINER



Raphaël MARTIAL

PROFESSIONAL CAREER

- Agricultural engineer ENITA Bordeaux (Bordeaux Science Agro)
- Environment Advisor then Installation Advisor at ADASEA des Landes
- Business and agronomy advisor at the Landes Chamber of Agriculture. Coordinator of the DEPHY farm network and trainer for the Certiphyto Decider.
- Founder and manager of the TERREOM training center



I have been **in daily contact with farmers for over 20 years**. For 10 years, I have been advising farmers on agronomic issues and on their business conduct. Throughout my career, I conducted trainings on various topics related to my missions



OUR TRAINING APPROACH

FOR THE DEVELOPMENT OF YOUR AGRONOMIC SKILLS

1. A THREE-STEP APPROACH



1. GUIDE



NEED ANALYSIS

1. **Identification** of your **objectives**,
2. **Analysis** of your **experience** and the **challenges** for your **business**,
3. Identification of the **expected results** for your activity and the **conditions for success**,
4. Consideration of your constraints (professional organization, possible disability,...).



WRITING OF THE TRAINING CONTRACT

This document is **signed before the training begins**.

It recalls the important elements:

- a. The objectives of the training,
- b. The conditions of organisation,
- c. The teaching methods used,
- d. The content of the training,
- e. The financial arrangements.



2. TRAIN



ADAPTED METHODS

We offer **training courses that combine theoretical input with practical workshops**. This method makes our teaching more concrete and gives you the opportunity to see how to apply the different techniques and knowledge of the training in your own activity.



CONSTANTLY IMPROVED AND ENRICHED TRAININGS

At the end of each training session, we take time to debrief with you on the content and progress of the training course.

In addition, we contact you again **a few weeks later** to see how you have transformed your knowledge in your daily life.

In parallel, we keep ourselves **regularly informed of agronomic and pedagogical developments**.

All this information is synthesized to evolve our program and methods.



CONSIDERATION OF DISABILITY SITUATIONS

In the case of a disability, **we adapt to allow you to fully experience our courses**. This is why we ask you for details when you register.



3. SUPPORT



SYSTEMATIC ANALYSIS OF LEARNING OUTCOMES

Several weeks after the training, we will contact you again. The **exchange time** is useful to see how you have integrated learning into your daily life and how you have evolved your practices.

This exchange also makes it possible to **identify any new training needs** and to envisage new developments in your profession.



POSSIBILITY OF SETTING UP PERSONALIZED POST-TRAINING SUPPORT

To enable you to find solutions adapted to your situation, we offer you the **possibility of setting up personalized support directly on your structure.**

The content and the duration of this collaboration will be adapted to your needs.

2. OUR APPROACH



TRANSMIT

Give knowledge and the keys to turn it into concrete actions



EXCHANGE

Share our knowledge and experience to learn from each other and enrich each other






PRACTICE

Make knowledge concrete in order to understand how to implement it and develop practices







ENHANCE

Transform knowledge into concrete actions in everyday life to evolve methods and improve systems



OUR TRAINING COURSES



KEY POINTS ABOUT OUR TRAINING



INNOVATIVE TOPICS

We design our trainings in such a way as to offer a new perspective **on essential topics on the soil, the economics of systems and the role of people in the implementation of this new model.**

« PRATICAL »
TRAININGS

Except for one day training, we strive to **combine theoretical input with practical application.** This formula allows you to better understand **how to implement solutions in a real situation.**



100% AGROECOLOGY

All our trainings aim to **enable learners to develop a more "compatible" agro-ecological vision and practices** in such a way as to **encourage the development of multi-performing agriculture more in relation to its territory and its environment.**

SHORT-TERM
TRAININGS

Our courses are structured in **a 1 or 2 days format.** To adapt to all situations, the course can be spread over several half-days. **For "tailor-made" training courses, the duration varies according to the subject covered.**



3 TYPES OF TRAINING

Our training courses are designed to be organised mainly on an **"inter-company"** basis, i.e. bringing together people from different structures. We also **intervene within the same structure or in training centers.**

TRAINING FOR FARM
WORKERS

Our training courses are **mainly aimed at farmers** (farmers, collaborating spouse, joint contributor, care giver). They are **also open to people in the process of setting up.**



FUNDING SOON AVAILABLE TO ALL

We are currently taking steps to ensure that our training courses will **soon be accessible** to funding for **all sectors of activity**.



TAILOR-MADE TRAININGS

We organize "tailor-made" training courses. Today, we have **expertise in a multitude of agronomic and economic topics** related to the farm. For more information, see the section "Tailor-made trainings".



TRAININGS NEAR YOU

We want to **respond as best we can to your training requests**. This is why we organize training courses "near you" in addition to the dates already scheduled. For more information, see the section "Trainings near you".



POST-TRAINING SUPPORT

It is **essential for us to enable you to put into practice what you have learned during your training**. Therefore, we offer **personalized post-training support** to find solutions to specific situations.



CONSIDERATION OF DISABILITY

If you are affected by a disability, we make the necessary arrangements to enable you to benefit fully from our courses.

AN ADAPTED TRAINING PATH

At present, our training program consists of **5 modules**:

- Module **M1** – Evolve to agroecology to improve technical and agronomic performances,
- Module **M2** – Increase soil fertility,
- Module **M3** - Understanding the plant nutrition mechanism to implement effective systems,
- Module **M4** - Redox potential and pH: understand their influence on the relationship between soil and plant to better develop agroecological practices,
- Module **M5** - Success in cover crops to improve agroecological performance,
- Module **M6** - Understand and value the soil analysis to increase its fertility,
- Module **M7** - Soil Analysis – Become Independent in Diagnosis Development and Agronomic Solution Formulation
- Module **M8** – Taylor-made training.

The **M8** module is in itself **independent**: its content and format will be adapted according to the audience and the subject concerned.

Modules M4, M5 and M6 each **go into more detail on a theme covered in modules M1, M2 or M3**. The articulation between these modules and the resulting training path depends on the initial status of the participant.

As for module **M7**, it follows directly from module **M6**. Consequently, module **M7** can only be completed if the learner has previously completed module **M6**.

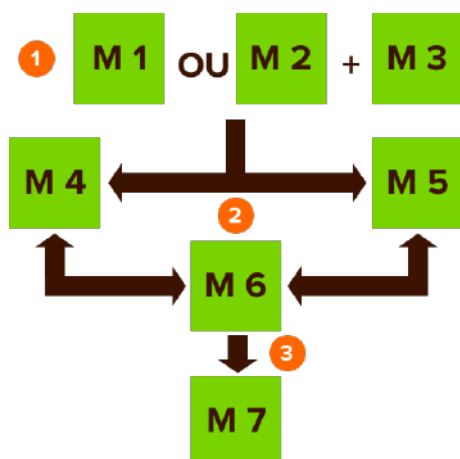
The candidate for one of our courses can follow **2 possible paths. The orientation towards one or the other depends on his or her experience in agronomy and/or agricultural practice**. This aspect is measured:

- either just before registering for a course if they contact us beforehand, during an exchange with the candidate,
- or immediately afterwards, in the light of the answers given in the information gathering questionnaire designed to prepare the course.

2 POSSIBLE ROUTES



LITTLE OR NO FARMING EXPERIENCE

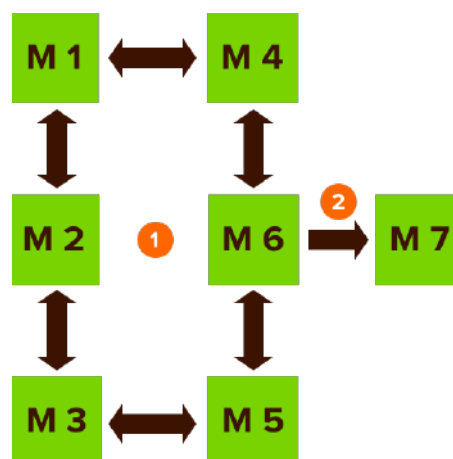


In this case, we recommend that the candidate first complete module **M1** or modules **M2** and **M3** before eventually participating in modules **M4**, **M5**, or **M6** (in any order).

The candidate may then proceed to module **M7** if he has previously participated in module **M6**



WITH AGRICULTURAL EXPERIENCE



In this case, the candidate can start with the initial six modules of his choice and move from one to another as he wish.

However, once again, module **M7** can only be taken if the candidate has previously completed Module **M6**.

OUR EDUCATIONAL METHODS

Our teaching methods are adapted to the subject of the training. They are specified in the training agreement.

We attach great importance to interactive exchange with learners. We also make sure that you understand how to make the training more concrete on your farm by systematically integrating a moment of practical application.

As an example, here are the most frequently used teaching methods for the training courses we currently offer:

- Discussions with the trainees on a targeted agronomic subject,
- Co-design workshops on a specific topic,
- Group work between trainees,
- Practical work on plots with observation and measurements,
- ...

ACCESSIBILITY TO OUR TRAININGS

We take all the necessary measures to enable people with disabilities to fully experience the training.

For each training, pictograms provide information on accessibility according to disability. All our courses are :



Adapted for people with mobility impairments



Adapted for people with a hearing impairment



Adapted for people with a speech impairment



Adapted only for visually impaired persons

For each location chosen for our training courses, we make sure to contact the person in charge of the premises to ensure that the premises are accessible.

OUR TRAININGS NEAR YOU

Our teaching methods are adapted to the subject of the training. They are specified in the training agreement.

1. FOR ALL OUR TRAINING COURSES AND THROUGHOUT FRANCE

In addition to the dates and locations we already offer, we arrange **trainings near you to respond your training request**. This quality applies to **all our training courses, throughout France**.

A specific logo is used to clearly indicate this:



2. WHAT ARE THE ELIGIBILITY REQUIREMENTS?

2 POSSIBILITIES



You live more than 80 km from the training location indicated

OR



You are a group of farmers and you want to organize a training course near your farms.

In both cases, training can take place if the minimum number of farmers is reached.

3. HOW TO BENEFIT FROM IT ?



A. CHOICE OF TRAINING

First choose the training of your choice.



B. SEND YOUR REQUEST

For tailor-made training, send us a message with your expectations.

For other topics, register and select "near me" from the drop-down list for the date and location of the selected training.



C. DEFINITION OF ORGANIZATIONAL ARRANGEMENTS

We will then contact you to agree on the organizational arrangements.

In the case of an individual request, we will discuss with you to what extent it is possible to bring together other people located near your farm or your home in order to reach the minimum number of participants required.

4. TRAININGS ON A MULTITUDE OF THEMES



Agronomy and soil fertility I



Nutrition and plant growth



Cover crops and agroecology



Redox potential, pH and their influence on the plant and the soil



Analysis of systems performance



Transition of systems to multi-performance



Implementation of agronomically efficient and coherent systems



Other related topics

FUNDING FOR YOUR TRAININGS

FUNDING AVAILABLE FOR ALL !

The question of **how to finance your professional training** is a complex one, as there are so many different situations depending on your professional situation. Keep in mind that in the vast majority of cases, your training can be **supported in whole or in part**.

Our **current certification** allows **non-salaried agricultural workers** to have access to **VIVEA funding** (subject to eligibility conditions). We are **currently taking steps to enable all the public to have access to the financing mechanisms** set up by the various competence operators (**OPCO**) or training funds.

The organizations or funds concerned depend on your sector of activity and your professional situation. The **infographic below** helps you **understand how to get them**.

1. PROCEDURE FOR NON-SALARIED AGRICULTURAL WORKERS



BEFORE THE TRAINING



A. INDICATION OF YOUR PERSONAL DATA

When you register for the course of your choice, simply enter your name, first name, home address and date of birth.

These informations are useful for the second step.

BEFORE THE TRAINING

**B. VERIFICATION OF YOUR ELIGIBILITY WITH VIVEA**

Following your registration, in order to check your eligibility with VIVEA, we enter your identity data on the platform provided for this purpose, whose information is regularly updated in conjunction with the MSA.

At the end of this procedure, we are able to inform you whether or not your training costs will be covered by VIVEA.

To know the eligibility conditions for VIVEA

Click on the following link to learn more

<https://www.terreom.fr/en/formations-financement-vivea>

**C. COMPLETE VALIDATION OF YOUR FILE**

We send you the documents related to your registration: the training agreement, the registration form and the estimate.

In addition, we send you an e-mail containing a link to pay the deposit online at www.swikly.com. This deposit is not collected, it is simply intended to reduce absenteeism. The amount of the deposit is 150 €.

Registration is validated once TERREOM has received the registration form, the signed estimate and training agreement and the deposit.

Also, at the latest within 30 days after the training, you must respond favorably to the email sent by VIVEA immediately after your registration: it is simply a matter of confirming your consent for your training to be effectively supported by VIVEA.

AFTER THE TRAINING



D. PAYMENT OF VIVEA SUPPORT

After the training, we enter the states of presence on the tool set up by VIVEA.

VIVEA makes the payment with regard to your participation attested by your signature of the attendance sheet at the beginning of each half-day. At the same time, we send you the invoice, indicating the part that you may have to pay.

2. PROCEDURE FOR OTHER ACTIVE PERSONS



Soon
available
for our
trainings

BEFORE THE TRAINING



A. VERIFICATION OF YOUR ELIGIBILITY WITH THE FUNDING ORGANIZATION

To do this check, you can use the infographic below to go to the website of your funding organization.



Agricultural worker



For more details, click on the logo



Employees of an agricultural
business not affiliated with the
MSA



For more details, click on the logo

BEFORE THE TRAINING



A. VERIFICATION OF YOUR ELIGIBILITY TO FUNDING ORGANIZATIONS



Employees of a non-agricultural business



For more details, click on the logo



For non-agricultural sole proprietors



For more details, click on the logo

BEFORE THE TRAINING

**B. SETTING UP YOUR FILE WITH THE FUNDING ORGANIZATION CONCERNED**

To build your file, you will be asked to attach a quote for the training. We thank you to contact us in this regard before even validating your registration with us.

**C. VALIDATION OF YOUR REGISTRATION WITH TERREOM**

To complete your registration, choose the course of your choice and the desired date.

To register for one of our trainings

Click on the following link to learn more

<https://www.terreom.fr/en/formations-agroecologie-agronomie>







APRÈS LA FORMATION

**D. TRANSMISSION OF TRAINING DOCUMENTS TO THE FUNDING ORGANIZATION**










A few days after the training, we will send you the certificate of participation in the training and the invoice.

These documents must be sent to your funding organization to close your file and obtain funding.

If you see that 2 weeks after the training, you have still not received any document from us, this is not normal. We would be grateful if you could come back to us



OUR TRAINING COURSES PROGRAM



EVOLVE TO AGROECOLOGY TO IMPROVE TECHNICAL AND AGRONOMICAL PERFORMANCES

This program can also be consulted directly on the TERREOM website at:

<https://www.terreom.fr/en/formation-agroecologie>



CONTEXT

Nowadays, agriculture is facing a real challenge: producing more and more. And yet, the number of farms is decreasing, more and more farms are experiencing difficulties, harvest prices are stabilizing at low levels and costs of all kinds are increasing. Added to this is the fact that the climate is becoming more and more capricious each year. In this context, this training proposes to adopt a new perspective by reconsidering the relationship between the soil and the plant to develop the fertility of the soil and improve crop and the farm performances. It also aims to enable to evolve towards the implementation of agroecological practices and reduce the use of inputs (fertilisers, plant protection products in particular).



OBJECTIVES



UNDERSTAND

how the soil is structured



MASTER

the forces of fertility



KNOW HOW TO MEASURE

the overall fertility of the soil



KNOW

the functioning between the plant and the soil



KNOW

the impact of agricultural practices to set up the most virtuous ones and improve the performances of the cropping system



EVOLVE

towards a multi-performing agroecology



PUBLIC CONCERNED

All public



PREREQUISITE

None



ACCESSIBILITY

If you have a physical disability, please let us know. We will then make the necessary arrangements to enable you to take full advantage of the training.



Suitable for people with a mobility impairment



Suitable for people with a hearing impairment



Suitable for people with a speech impairment



Suitable only for the visually impaired persons



DATE AND LOCATION



See directly on our [site](#)



See directly on our [site](#)



ORGANISATIONAL CONDITIONS



14 hours



9:00 a.m. to 12:30 p.m. and 2:00 p.m. to 5:30 p.m.



4 minimum – 15 maximum



« NEAR YOU » TRAINING

In the case of a "near you" training, the minimum number of participants may be adjusted to consider the distance from our headquarter.



EDUCATIONAL RESOURCES

1. First, second and third half-day



Interactive exchanges with the trainees



Classroom training



Use of a video-projector and a paperboard



A permanent internet access to the slideshow and training course folder will be provided to each participant at the start of the course

2. Fourth half-day



Session on the plots of a nearby farm



Simple tests on soil samples taken from the plots



Performing the test at the spade and use of penetrometer



Creation of a soil profile or a 3 D mini-profile with comments



Practical use of observation sheets



Discussion around the cultivation system in place and possible improvements



Interactive exchanges with the trainees throughout the half-day



TECHNICAL RESOURCES

1. First, second et third half-day



Room equipped with a video-projector and a projection screen



Use of a video slideshow and a flipchart



Use of educational sheets (soil observation sheets, glossary of understanding soil analysis)

2. Fourth half-day



Use of equipment for making a soil profile (knife, spade,...)



Use of measuring equipment soil parameters and the plant (pH meter, redox-meter, penetrometer, refractometer)



Practical use of soil observation sheets



TRAINING MANAGER

Raphaël MARTIAL

*Agricultural engineer (ENITA BORDEAUX) and former adviser to the Landes Chamber of Agriculture
More than 20 years of experience in the agricultural sector*



TRAINING PLAN

I. The soil, a highly organized and living system

- The soil, the meeting of different spheres
- The forces of the soil fertility
- Know the soil and appreciate its fertility (understand and value soil analysis, know how to diagnose soil on the plot)

II. The soil-plant relationship, a dynamic and living relationship under influence

- The plant and its intelligent relationship with the soil
- The relationship between soil and plant, key to system performance

III. Reasoning applied to the plot

- Carrying out tests and measurements on soil samples taken from the plot
- Implementation of different soil observation techniques (soil profile,...)
- Use of different measuring tools (penetrometer, pH meter,...)
- Use of the various observation and rating sheets
- Discussion on the practices put in place and possible ways of improvement



MONITORING AND EVALUATION



Signing of an attendance sheet at the beginning of each half-day



At the end of the training, a certificate will be given to each participant



End of course questionnaire completed by each trainee to check understanding and good acquisition of the different topics

**TRAINING PRICE****Inter-company training**

245 € including taxes per day

i.e. **490 € including taxes**

(individual price)

**Intra-company training**

1800 € including taxes per day
(excluding travel expenses)

i.e.

3600 € including taxes
(excluding travel expenses)

(group price)

**Delivery in a training center**

800 € including taxes per day
(excluding travel expenses)

i.e.

1600 € including taxes
(excluding travel expenses)

Funding is available!

Click on the following link to learn more

<https://www.terreom.fr/en/formations-financement>



I AM INTERESTED IN THIS TRAINING

I REGISTER BY CLICKING ON THE FOLLOWING LINK

<https://www.terreom.fr/en/inscription-agroecologie>

INCREASE SOIL FERTILITY - FROM KNOWLEDGE TO IMPLEMENTATION OF AN APPROACH ON THE FARM

This program can also be consulted directly on the TERREOM website at:

<https://www.terreom.fr/en/formation-fertilite-sol>



CONTEXT

Soil is an **essential resource** for agriculture and Humanity. Somewhat neglected by the agronomic model of recent decades, **the soil is the place of an intense biological life** where the root is in permanent relationship with other living organisms.

This training addresses the topic of **soil fertility**, the **means to measure it** and the **levers to develop it**, as well **the most appropriate practices to implement** and the way to **design a cropping system to develop it**. Based on agronomic considerations, it presents the **thinking to be put in place at the farm level to change its practices accordingly**.

Afterwards, the training should make it possible **to evolve towards the implementation of agro-ecological practices and to reduce the use of inputs** (fertilizers, phytosanitary products in particular).



OBJECTIVES



UNDERSTAND

how the soil is structured



CONTROL

soil fertility and its forces



UNDERSTAND

the vital role of soil life for its fertility



KNOW HOW TO USE

tools for measuring overall soil fertility



KNOW HOW TO ELABORATE

a cropping system that promotes development of soil fertility



SET UP

agro-ecological practices to reduce the use of inputs (phytosanitary products, fertilizers,...)



PUBLIC CONCERNED

All public



PREREQUISITES

None



ACCESSIBILITY

If you have a physical disability, please let us know. We will then make the necessary arrangements to enable you to take full advantage of the training.



Suitable for people with a mobility impairment



Suitable for people with a hearing impairment



Suitable for people with a speech impairment



Suitable only for the visually impaired persons



DATE AND LOCATION



See directly on our [site](#)



See directly on our [site](#)



ORGANISATIONAL CONDITIONS



14 hours



9:00 a.m. to 12:30 p.m. and 2:00 p.m. to 5:30 p.m.



4 minimum – 15 maximum



« NEAR YOU » TRAINING

In the case of a "near you" training, the minimum number of participants may be adjusted to consider the distance from our headquarter.



EDUCATIONAL RESOURCES



Classroom training



Use of a video-projector and a paperboard



A permanent internet access to the slideshow and training course folder will be provided to each participant at the start of the course



Interactive exchanges with the trainees



Focus on methods for observing and measuring fertility of the soil



Co-construction with trainees of a plan action to promote soil fertility



TECHNICAL RESOURCES



Room equipped with a video-projector and a projection screen



Use of a video slideshow and a flipchart



Use of educational sheets (soil observation sheets, glossary of understanding soil analysis)



TRAINING MANAGER

Raphaël MARTIAL

*Agricultural engineer (ENITA BORDEAUX) and former adviser to the Landes Chamber of Agriculture
More than 20 years of experience in the agricultural sector*



TRAINING PLAN

I. Master the agronomic bases of soil fertility

- The soil in question
- The soil, the meeting of different spheres
- The forces of soil fertility
- Know the soil and appreciate its fertility
- Appreciate the physical and biological fertility of the soil in the field

II. Implement a progress approach on exploitation

- The different axes of the method
- Levers of action and corresponding solutions

III. Reasoning applied to the plot

- Test and measurements on soil samples taken from the plot
- Implementation of different soil observation techniques (spade test, soil profile,...)
- Use of different measuring tools (pH meter, penetrometer,...)
- Practical use of different observation and scoring sheets
- Exchange on the practices put in place and possible ways of improvement



MONITORING AND EVALUATION



Signing of an attendance sheet at the beginning of each half-day



At the end of the training, a certificate will be given to each participant



End of course questionnaire completed by each trainee to check understanding and good acquisition of the different topics



TRAINING PRICE



Inter-company training

245 € including taxes per day

i.e. 490 € including taxes

(individual price)



Intra-company training

1800 € including taxes per day
(excluding travel expenses)

i.e.

3600 € including taxes
(excluding travel expenses)

(group price)



Delivery in a training center

800 € including taxes per day
(excluding travel expenses)

i.e.

1600 € including taxes
(excluding travel expenses)

Funding is available!

Click on the following link to learn more

<https://www.terreom.fr/en/formations-financement>



I AM INTERESTED IN THIS TRAINING

I REGISTER BY CLICKING ON THE FOLLOWING LINK

<https://www.terreom.fr/en/inscription-fertilite-sol>

UNDERSTAND THE PLANT NUTRITION MECHANISMS TO DESIGN HIGH-PERFORMANCE SYSTEMS AT THE FARM LEVEL

This program can also be consulted directly on the TERREOM website at :

<https://www.terreom.fr/en/formation-nutrition-plante>



CONTEXT

The conventional agronomic system approaches the plant's nutrition mechanism by giving a great importance to the input supply, often focused on the nitrogen-phosphorus-potassium tryptic.

This training proposes to adopt a **new point of view** by reconsidering **the importance of all the elements of the plant and their role in the development mechanism**. Also, this training is an opportunity to **understand the fundamental mechanisms for its growth and the importance of soil life to ensure its nutrition**. Moreover, **good nutrition** is the **basis a healthy and productive plant**.

All these agronomic aspects are important to **for establishing a logical, comprehensive and balanced agronomic approach and build efficient cropping systems**.

Afterwards, this training should make it possible to evolve towards the implementation of agro-ecological practices and to reduce the use of inputs (fertilizers, phytosanitary products in particular).



OBJECTIVES



UNDERSTAND

how the plant nutrition mechanism works



KNOW

nutritional elements and their role in plant development



KNOW

the role and the importance of soil life in plant's nutrition mechanisms



CONTROL

important mechanisms in plant development



UNDERSTAND

the relationship between nutrition, health, development and performance



KNOW HOW TO BUILD

an action plan on the farm to improve practices and set up efficient systems



SET UP

agro-ecological practices to support plant development while reducing the use of inputs such as plant protection products or fertilizers



PUBLIC CONCERNED

All public



PREREQUISITES

None



ACCESSIBILITY

If you have a physical disability, please let us know. We will then make the necessary arrangements to enable you to take full advantage of the training.



Suitable for people with a mobility impairment



Suitable for people with a hearing impairment



Suitable for people with a speech impairment



Suitable only for the visually impaired persons



DATE AND LOCATION



See directly on our [site](#)



See directly on our [site](#)



ORGANISATIONAL CONDITIONS



14 hours



9:00 a.m. to 12:30 p.m. and 2:00 p.m. to 5:30 p.m.



4 minimum – 15 maximum



« NEAR YOU » TRAINING

In the case of a "near you" training, the minimum number of participants may be adjusted to consider the distance from our headquarter.



EDUCATIONAL RESOURCES



Classroom training



Use of a video-projector and a paperboard



A permanent internet access to the slideshow and training course folder will be provided to each participant at the start of the course



Practical use of observation sheets



Interactive exchanges with the trainees



Co-construction with trainees of a plan action to promote plant nutrition



TECHNICAL RESOURCES



Room equipped with a video-projector and a projection screen



Use a video slideshow and a flipchart



Use of educational sheets (soil observation sheets, glossary of understanding soil analysis)



TRAINING MANAGER

Raphaël MARTIAL

*Agricultural engineer (ENITA BORDEAUX) and former adviser to the Landes Chamber of Agriculture
More than 20 years of experience in the agricultural sector*



TRAINING PLAN

I. Master the agronomic bases of nutrition and plant development

- Plant and nutritional elements (respective roles and reserves)
- Plant nutrition and development, fundamental mechanisms
- Plant growth, health and resistance, understand the relationship between these parameters

II. Implement a progress approach on exploitation

- The different axes of the method
- Levers of action and corresponding solutions

III. Practice on a farm's plots

- Plant and soil measurements
- Implementation of different observation techniques
- Use of different measuring tools (pH meter, penetrometer,...)
- Use of different observation and scoring sheets
- Discussion on the practices implemented and ways to improve



MONITORING AND EVALUATION



Signing of an attendance sheet at the beginning of each half-day



At the end of the training, a certificate will be given to each participant



End of course questionnaire completed by each trainee to check understanding and good acquisition of the different topics



TRAINING PRICE



Inter-company training

245 € including taxes per day

i.e. 490 € including taxes

(individual price)



Intra-company training

1800 € including taxes per day
(excluding travel expenses)

i.e.

3600 € including taxes
(excluding travel expenses)

(group price)



Delivery in a training center

800 € including taxes per day
(excluding travel expenses)

i.e.

1600 € including taxes
(excluding travel expenses)

Funding is available!

Click on the following link to learn more

<https://www.terreom.fr/en/formations-financement>



I AM INTERESTED IN THIS TRAINING

I REGISTER BY CLICKING ON THE FOLLOWING LINK

<https://www.terreom.fr/en/inscription-nutrition-plante>

REDOX POTENTIAL AND PH - UNDERSTAND THEIR INFLUENCE ON THE SOIL-PLANT RELATIONSHIP TO BETTER DEVELOP AGROECOLOGICAL PRACTICES

This program can also be consulted directly on the TERREOM website at:

<https://www.terreom.fr/en/formation-potentiel-redox-ph>



CONTEXT

The **relationship between the plant and the soil is permanent during the plant's development cycle**. For 10 years, the work of Olivier HUSSON, CIRAD researcher, has provided a **new vision of the influence of pH and redox potential on this relationship**. In posteriori, it appears that this parameter **intervenes at all levels of the functioning of the ecosystem**, confirming the vision of Albert SZENT-GYORGYI according to which «life is a small current maintained by the sun».

The training aims, firstly, to **provide a basic knowledge for a good understanding of pH and redox potential**. Then, it will be shown successively how it intervenes in the **growth of the plant**, in the **good balance of the soil** and in the **mechanism of bioaggression**. Then, the **impact of agricultural practices** on the pH-redox balance will be discussed. In conclusion, all this information will enable the implementation of an **action plan that includes all the good practices** that are favourable to a good balance between the soil and the plant.

Afterwards, this training should enable the learner to evolve towards the implementation of agro-ecological practices and to reduce the use of inputs (fertilizers, phytosanitary products in particular), while developing the performance of the cropping system.



OBJECTIVES



UNDERSTAND

basic knowledge of pH and redox potential



KNOW

how pH and redox potential affect plant development and soil balance



KNOW

the relationship between pH, redox potential, plant health and bioaggression for better protection



CONTROL

the effect of agricultural practices on the right balance between soil and plant



KNOW HOW TO MEASURE

soil and plant pH and redox potential



SET UP

agro-ecological practices that favour the balance between plant and soil



PUBLIC CONCERNED

All public



PREREQUISITES

None



ACCESSIBILITY

If you have a physical disability, please let us know. We will then make the necessary arrangements to enable you to take full advantage of the training.



Suitable for people with a mobility impairment



Suitable for people with a hearing impairment



Suitable for people with a speech impairment



Suitable only for the visually impaired persons



DATE AND LOCATION



See directly on our [site](#)



See directly on our [site](#)



ORGANISATIONAL CONDITIONS



7 hours



9:00 a.m. to 12:30 p.m. and 2:00 p.m. to 5:30 p.m.



4 minimum – 15 maximum



« NEAR YOU » TRAINING

In the case of a "near you" training, the minimum number of participants may be adjusted to consider the distance from our headquarter.



EDUCATIONAL RESOURCES



Classroom training



Use of a video-projector and a paperboard



A permanent internet access to the slideshow and training course folder will be provided to each participant at the start of the course



Interactive exchanges with the trainees



Co-construction with the trainees of a positive agroecological action plan



TECHNICAL RESOURCES



Room equipped with a video-projector and a projection screen



Use a video slideshow and a flipchart



Use of educational sheets (soil observation sheets, glossary of understanding soil analysis)



TRAINING MANAGER

Raphaël MARTIAL

*Agricultural engineer (ENITA BORDEAUX) and former adviser to the Landes Chamber of Agriculture
More than 20 years of experience in the agricultural sector*



TRAINING PLAN

I. Master the basic knowledge about redox potential and pH

II. Redox potential and pH in the soil-plant relationship

III. Measures and positive agro-ecological practices

- Soil, pH and redox potential
- Plant, pH and redox potential
- Plant health, pH, redox et bioaggression

- Redox potential, pH and measuring devices
- Positive agroecological practices and action plan



MONITORING AND EVALUATION



Signing of an attendance sheet at the beginning of each half-day



At the end of the training, a certificate will be given to each participant



End of course questionnaire completed by each trainee to check understanding and good acquisition of the different topics



TRAINING PRICE



Inter-company training

245 € including taxes

(individual price)



Intra-company training

1800 € including taxes
(excluding travel expenses)

(group price)



Delivery in a training center

800 € including taxes
(excluding travel expenses)

Funding is available!

Click on the following link to learn more

<https://www.terreom.fr/en/formations-financement>



I AM INTERESTED IN THIS TRAINING

I REGISTER BY CLICKING ON THE FOLLOWING LINK

<https://www.terreom.fr/en/inscription-potentiel-redox-ph>

SUCCESS IN COVER CROPS TO IMPROVE AGROECOLOGICAL PERFORMANCE

This program can also be consulted directly on the TERREOM website at:

<https://www.terreom.fr/en/formation-couverts-vegetaux>



CONTEXT

Cover crops are **one of the pillars of soil regenerative agriculture**. They are also **one of the important levers for developing agroecological models**. Set up between two crops, they are **real photosynthetic hyphens** in the sense that they continue to capture light energy to **feed the life of the soil and support its fertility**. Once in place, they provide **many other services**. What exactly are they? How to decide on the **composition of cover crops**? How to **sow them successfully**? What **good practices** should be **implemented** until their destruction to **promote their optimal development**? What are the **interesting decision-making tools** to support this success? These are just some of the questions to which this training course provides an answer.

In retrospect, **this training** should enable the learner to **master the subject of cover crops** in order to further **establish** (as a farmer or advisor) the **implementation of an agroecological approach on the farm**.



OBJECTIVES



KNOW

the services provided by cover crop



KNOW

how to compose cover crop



UNDERSTAND

the interest of diversified cover crop



KNOW

how to proceed for successful sowing



KNOW

good practices to manage cover crops until they are destroyed



MASTER

decision support tools for successful cover crops



UNDERSTAND

how to use cover crops to improve the agro-ecological performance of the farm



PUBLIC CONCERNED

All public



PREREQUISITES

None



ACCESSIBILITY

If you have a physical disability, please let us know. We will then make the necessary arrangements to enable you to take full advantage of the training.



Suitable for people with a mobility impairment



Suitable for people with a hearing impairment



Suitable for people with a speech impairment



Suitable only for the visually impaired persons



DATE AND LOCATION



See directly on our [site](#)



See directly on our [site](#)



ORGANISATIONAL CONDITIONS



7 hours



9:00 a.m. to 12:30 p.m. and 2:00 p.m. to 5:30 p.m.



4 minimum – 15 maximum



« NEAR YOU » TRAINING

In the case of a "near you" training, the minimum number of participants may be adjusted to consider the distance from our headquarter.



EDUCATIONAL RESOURCES



Classroom training



Use of a video-projector and a paperboard



A permanent internet access to the slideshow and training course folder will be provided to each participant at the start of the course



Interactive exchanges with the trainees



Co-construction with the trainees of rotations improved using cover crops



TECHNICAL RESOURCES



Room equipped with a video-projector and a projection screen



Use a video slideshow and a flipchart



Use of educational sheets (spade test, decision support tools)



TRAINING MANAGER

Raphaël MARTIAL

*Agricultural engineer (ENITA BORDEAUX) and former adviser to the Landes Chamber of Agriculture
More than 20 years of experience in the agricultural sector*



TRAINING PLAN

I. Cover crops, a practice with many services

II. Properly sow cover crops

- Determine the desired objectives
- Think about the composition of the cover crop
- Successful seeding (equipment, vigilance points, key points, suitability between techniques and plant species)

III. Manage cover crop properly until it is destroyed

- Fertilisation practices
- Practices to accompany development
- Properly manage destruction (vigilance points, interest of the spade test, techniques and plant species)

IV. Decision-making tools useful for successful cover crops

V. Improve the agro-ecological performance of crop rotations through cover crops



MONITORING AND EVALUATION



Signing of an attendance sheet at the beginning of each half-day



At the end of the training, a certificate will be given to each participant



End of course questionnaire completed by each trainee to check understanding and good acquisition of the different topics



TRAINING PRICE



Inter-company training

245 € including taxes

(individual price)



Intra-company training

1800 € including taxes
(excluding travel expenses)

(group price)



Delivery in a training center

800 € including taxes
(excluding travel expenses)

Funding is available!

Click on the following link to learn more

<https://www.terreom.fr/en/formations-financement>



I AM INTERESTED IN THIS TRAINING

I REGISTER BY CLICKING ON THE FOLLOWING LINK

<https://www.terreom.fr/en/inscription-couverts-vegetaux>

UNDERSTAND AND VALUE THE SOIL ANALYSIS TO INCREASE ITS FERTILITY

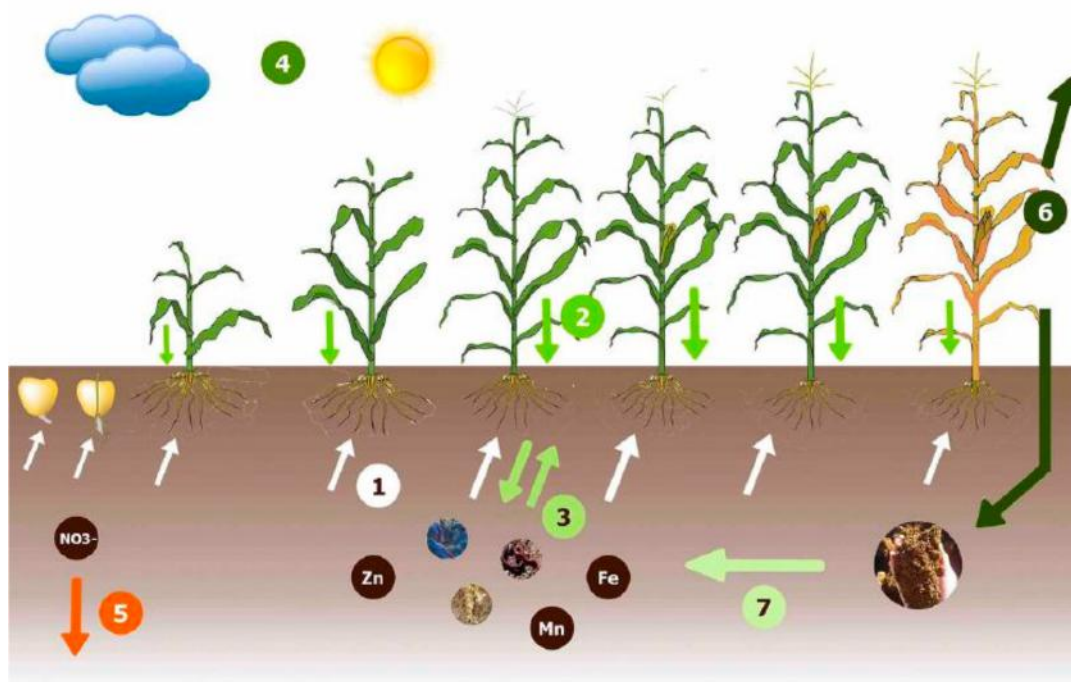
This programme can also be consulted directly on the TERREOM website at:

<https://www.terreom.fr/en/formation-analyse-sol>



CONTEXT

Soil is a constantly changing environment: exchanges and transformations are permanent. To illustrate, here are some aspects:



1. During its cycle, the plant collects various elements from the soil.
2. In return, it returns some of the products of photosynthesis to the roots.
3. This exchange stimulates soil life and results in a change of parameters in the periphery of the rhizosphere. In return, soil-plant exchanges are modified.

4. This whole process also fluctuates according to climatic conditions: for example, photosynthesis is greatly stimulated in sunny periods.
5. In addition, excessive rainfall can also lead to the leaching of molecules such as nitrates.
6. The balance between export (harvest) and restitution of course influences the soil and its structure.
7. These different transformations modify the parameters of the soil, and the loop starts all over again.

Of course, many other phenomena can be added to this list. Therefore, it is **essential to monitor the evolution of the soil in order to adapt practices** over time and **increase fertility of the soil**. In this sense, soil analysis is one of the important monitoring tools. Several questions arise: How to properly prepare your sample to obtain a representative soil analysis? What **informations** are commonly **available in this document**? What are **the different indicators of the soil analysis**? What are their **meaning**? **How to interpret their value to adapt the practices accordingly and support the fertility of the soil**? **How does soil analysis integrate with the measurement of the fertility of the soil**? What are the complementary analyses and tests? **These are all questions to which this training course provides an answer.**



OBJECTIVES



UNDERSTAND

the importance of soil analysis



KNOW HOW TO TAKE

a soil sample to obtain a representative soil analysis



KNOW

the information categories of soil analysis



KNOW

the meaning of each soil analysis indicator



KNOW HOW TO INTERPRET

the value of each indicator



MASTER

the decision support tools complementary to soil analysis



KNOW

how the fertility of the soil is built up and its indicators



KNOW

how soil analysis is positioned in the measurement of the fertility of the soil and know the complementary tests



KNOW HOW TO ADAPT

practices to increase soil fertility



PUBLIC CONCERNED

All public



PREREQUISITES

None



ACCESSIBILITY

If you have a physical disability, please let us know. We will then make the necessary arrangements to enable you to take full advantage of the training.



Suitable for people with a mobility impairment



Suitable for people with a hearing impairment



Suitable for people with a speech impairment



Suitable only for the visually impaired persons



DATE AND LOCATION



See directly on our [site](#)



See directly on our [site](#)



ORGANISATIONAL CONDITIONS



7 hours



9:00 a.m. to 12:30 p.m. and 2:00 p.m. to 5:30 p.m.



4 minimum – 15 maximum



« NEAR YOU » TRAINING

In the case of a "near you" training, the minimum number of participants may be adjusted to consider the distance from our headquarter.



EDUCATIONAL RESOURCES



Classroom training



Use of a video-projector and a paperboard



A permanent internet access to the slideshow and training course folder will be provided to each participant at the start of the course



Interactive discussion with trainees about their soil analyses



TECHNICAL RESOURCES



Room equipped with a video-projector and a projection screen



Use a video slideshow and a flipchart



Use of educational sheets (COMIFER recommendation sheets, soil observation sheet (spade test, 3D mini-profile))



Demonstration of analysis tools



TRAINING MANAGER

Raphaël MARTIAL

*Agricultural engineer (ENITA BORDEAUX) and former adviser to the Landes Chamber of Agriculture
More than 20 years of experience in the agricultural sector*



TRAINING PLAN

I. Properly prepare the soil sample for II. representative analysis

- Sampling techniques
- Sampling equipment
- Good practices and general recommendations

II. Soil analysis, an information-rich tool

- Granulometry and texture
- Organic matter (rate, C/N ratio, mineralization coefficient, microbial activity index, humic balance)
- Cation exchange capacity (soil ion reserves, CEC size, filling rate, composition and distribution of elements)
- PH and acid-base status (pH H₂O, pH KCl, carbonate, know how to control soil acidity)
- Macroelements (nitrogen, phosphorus, potassium, phosphopotassic management), trace elements and soil balance

III. Soil analysis in fertility management

- Soil fertility and its indicators
- Soil analysis in the measurement of the fertility
- Tests and analysis complementary to soil analysis

IV. Let's take a look at your soil analysis

Interactive exchange time as an application dedicated to the analysis of documents provided by trainees



MONITORING AND EVALUATION



Signing of an attendance sheet at the beginning of each half-day



At the end of the training, a certificate will be given to each participant



End of course questionnaire completed by each trainee to check understanding and good acquisition of the different topics



TRAINING PRICE



Inter-company training

245 € including taxes

(individual price)



Intra-company training

1800 € including taxes
(excluding travel expenses)

(group price)



Delivery in a training center

800 € including taxes
(excluding travel expenses)

Funding is available!

Click on the following link to learn more

<https://www.terreom.fr/en/formations-financement>



I AM INTERESTED IN THIS TRAINING

I REGISTER BY CLICKING ON THE FOLLOWING LINK

<https://www.terreom.fr/en/inscription-analyse-sol>

SOIL ANALYSIS – BECOME INDEPENDENT IN DIAGNOSIS DEVELOPMENT AND AGRONOMIC SOLUTION FORMULATION

Ce programme est également consultable directement sur le site internet de TERREOM à l'adresse :

<https://www.terreom.fr/en/formation-analyse-sol-devenir-autonome>



CONTEXT

This training is a **continuation of the course entitled "Understanding and value easily the soil analysis to increase its fertility"**. In this first part, the learner was able to:

- Learn how to take a soil sample for laboratory analysis,
- Become familiar with each soil analysis indicator, particularly its agronomic dimension, its order of magnitude, and how to interpret it,
- Discover three support tools, with their functionality illustrated using the results of the soil analyses they provided,
- Understand how soil fertility is built and what its indicators are,
- Know how soil analysis fits into the assessment of soil fertility and be aware of complementary tests.

The **objective** of this **second part** is to **enable the learner to link the indicators together to build a comprehensive diagnosis of the soil's mineral functioning**. This first step should then allow them to **formulate concrete solutions to adjust agricultural practices accordingly**.



OBJECTIVES



UNDERSTAND

How is soil fertility built, and what are its indicators



KNOW

How soil analysis is positioned in the assessment of soil fertility and knowing the complementary tests.



KNOW HOW TO ADAPT

consequently, their practices to increase soil fertility



KNOW HOW TO DEVELOP

a complete diagnosis and formulate agronomic recommendations



KNOW HOW TO APPLY

diagnostic techniques on concrete examples



PUBLIC CONCERNÉD

All public



PREREQUISITE

Have participated in the training
"Understand and easily value your soil analysis to increase its fertility"



ACCESSIBILITY

If you have a physical disability, please let us know. We will then make the necessary arrangements to enable you to take full advantage of the training.



Suitable for people with a mobility impairment



Suitable for people with a hearing impairment



Suitable for people with a speech impairment



Suitable only for the visually impaired persons



DATE AND LOCATION



See directly on our [site](#)



See directly on our [site](#)



ORGANISATIONAL CONDITIONS



7 hours



9:00 a.m. to 12:30 p.m. and 2:00 p.m. to 5:30 p.m.



4 minimum – 15 maximum



« NEAR YOU » TRAINING

In the case of a "near you" training, the minimum number of participants may be adjusted to consider the distance from our headquarter.



EDUCATIONAL RESOURCES



Classroom training



Use of a video-projector and a paperboard



A permanent internet access to the slideshow and training course folder will be provided to each participant at the start of the course



Group work around soil analyses to develop a complete diagnosis and formulate agronomic recommendations



Interactive exchanges with participants to facilitate analysis work and guide the development of the diagnosis



TECHNICAL RESOURCES



Room equipped with a video-projector and a projection screen



Use a video slideshow and a flipchart



Use of diagnostic support tools for soil analysis and formulation of agronomic recommendations



TRAINING MANAGER

Raphaël MARTIAL

*Agricultural engineer (ENITA BORDEAUX) and former adviser to the Landes Chamber of Agriculture
More than 20 years of experience in the agricultural sector*



TRAINING PLAN

I. Reappropriate soil analysis indicators

- Granulometry et texture: links between texture and agronomic properties of soils
- Soil organic matter (OM): OM rate, C/N ratio, mineralization coefficient, biological activity index, humic balance
- Cation exchange capacity: CEC size, filling rate and CEC composition
- pH and acid-base status: pH KCl, pH H₂O, calcium carbonate and chlorosis power, mastering soil acidity
- Macro and trace elements: contents, needs and interactions

II. Know how to build a diagnosis form soil analysis results

- Respective interaction of soil analysis indicators
- Interpretation of deviations from the average
- Simple techniques for building a diagnosis and formulating agronomic recommendations

III. Group work around their respective soil analyses

- Study of soil analyses brought by each participant
- Handling of diagnostic support tools
- Construction of a complete diagnosis from the results of each soil analysis
- Development of agronomic recommendations to adapt agronomic practices

IV. Presentation of group work and interactive discussions on the results



MONITORING AND EVALUATION



Signing of an attendance sheet at the beginning of each half-day



At the end of the training, a certificate will be given to each participant



End of course questionnaire completed by each trainee to check understanding and good acquisition of the different topics



TRAINING PRICE



Inter-company training

245 € including taxes
(individual price)



Intra-company training

1800 € including taxes
(excluding travel expenses)
(group price)



Delivery in a training center

800 € including taxes
(excluding travel expenses)

Funding is available!

Click on the following link to learn more

<https://www.terreom.fr/en/formations-financement>



I AM INTERESTED IN THIS TRAINING

I REGISTER BY CLICKING ON THE FOLLOWING LINK

<https://www.terreom.fr/en/formation-analyse-sol-devenir-autonome-inscription>

TAILOR-MADE TRAININGS

The content of this training is also available directly on the TERREOM website at:

<https://www.terreom.fr/en/formations-sur-mesure>



You are a farm, a group of farmers or another type of structure?

LET'S WORK TOGETHER TO DEVELOP YOUR AGRONOMIC KNOWLEDGE!

Today, we have expertise in many agronomic and economic subjects related to the farm. We can help you set up your group projects or improve your agronomic knowledge and skills:



Agronomy and soil fertility



Nutrition and growth plant



Cover crops and agroecology



Redox potential, pH et their influence on the plant and the soil



Analysis of systems performance



Systems transition to multi-performance



Implementation of agronomically efficient and coherent systems



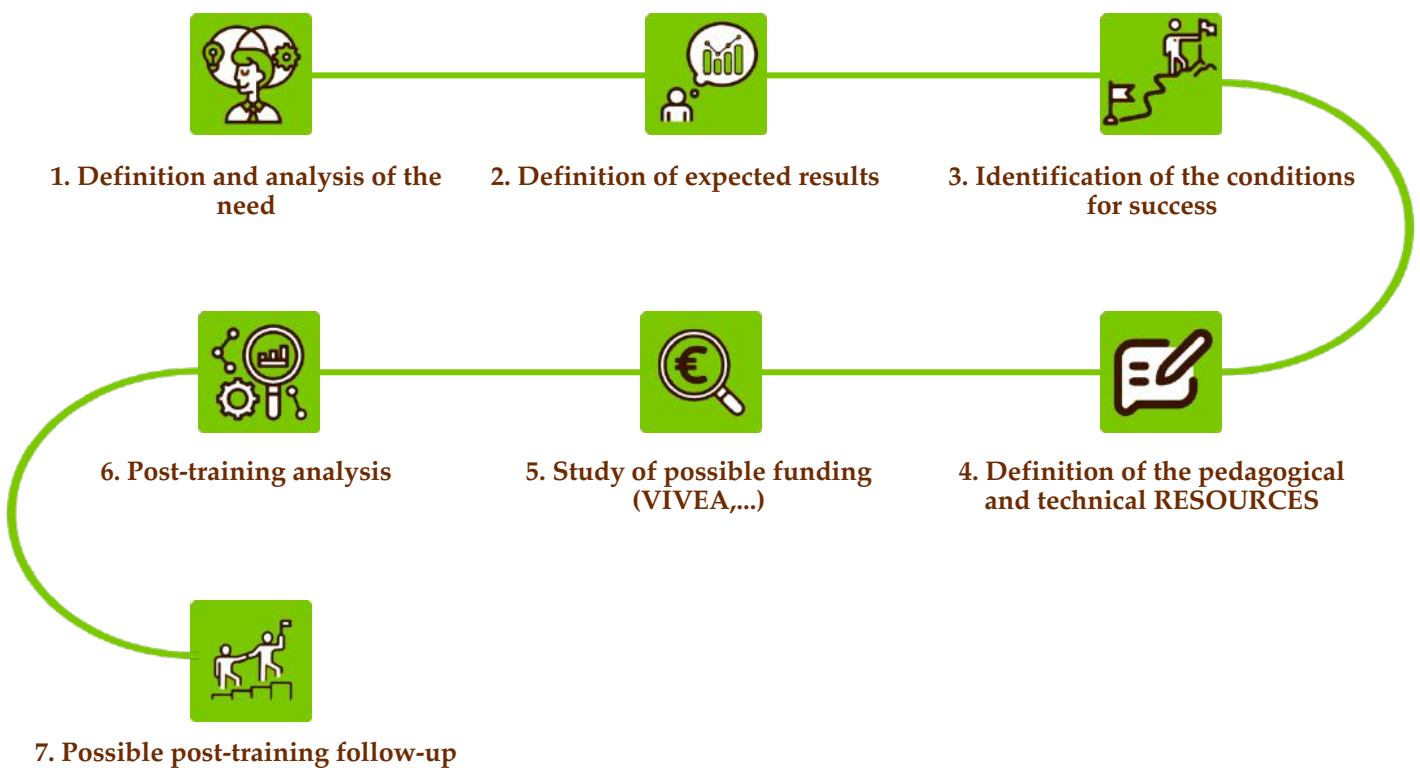
Other related topics



WE ACCOMPANY YOU TO CO-BUILD THE ANSWER TO YOUR NEEDS

We offer tailor-made trainings to meet your needs. We accompany you throughout the process to co-construct your training together.

7 STEPS TO MEET YOUR EXPECTATIONS





DATE ET LOCATION



Location to be agreed



Dates to be agreed



**ORGANIZATIONAL
CONDITIONS**



To be adapted



**9:00 a.m. to 12:30 p.m. and 2:00
p.m. to 5:30 p.m.**



4 minimum – 15 maximum



« NEAR YOU » TRAINING

In the case of a "near you" training,
the minimum number of
participants may be adjusted to
consider the distance from our
headquarter.



TRAINING MANAGER

Raphaël MARTIAL

*Agricultural engineer (ENITA BORDEAUX) and former adviser to the Landes Chamber of Agriculture
More than 20 years of experience in the agricultural sector*



TRAINING PRICE

On quotation

Funding is available!

Click on the following link to learn more

<https://www.terreom.fr/en/formations-financement>



I AM INTERESTED IN THIS TRAINING

I REGISTER BY CLICKING ON THE FOLLOWING LINK

<https://www.terreom.fr/en/formation-contact>



Together, let's create and cultivate our future!

Find all our information on:

www.terreom.fr/en



TERREOM FORMATION

719 avenue du Houga – 40000 MONT DE MARSAN

terreom.formation@gmail.com

06 82 45 83 24